

SAP Learning Hub

CONSENSUS | SAP[®] Business One



Go to the SAP Business One Registration Page:
<https://training.sap.com/businessone>

Registration instructions:

1. Click on the Register button at the bottom of the Log On pop-up and create a new account.
2. You will get a registration confirmation pop-up instructing you to check your email.
3. In the email account you used to register, you should receive an email from notification@sapnetworkmail.com.

This email should arrive within a few minutes of registering so if you don't see it, check your junk mail folder.

SAP Business One Academy on SAP Learning Hub

Access SAP Business One training on the SAP Learning Hub. Available course materials include presentations, case studies, and quizzes on a wide range of SAP Business One topics.

Open to everyone including SAP customers and prospects, it is free of charge. Join the community today!

Click on the button below to logon or register, if you do not already have an SAP user account.

[Log On](#)

For assistance with registration or log on issues, send an e-mail to: e-learning@sap.com

Registration Complete

[Access SAP Learning Hub](#)

We recommend using our learning journey for accessing SAP Business One courses because it will guide you through the courses in a logical manner. To find available learning journeys, use the dropdown box in the top left of the landing page to navigate to Learning Content, then click on Learning Journeys. The SAP Business One Implementation Learning Journey is available in nine languages.

*Note that the email will be sent from elearning@sap.com - please add this address to your trusted email addresses to prevent that your confirmation is caught in a spam filter.


Navigating inside the learning hub

For the implementation and support training, it is important to use a learning journey to organize your studies.

To find the learning journey in the hub:

1. From the Home page, scroll down to go to Learning Journeys.

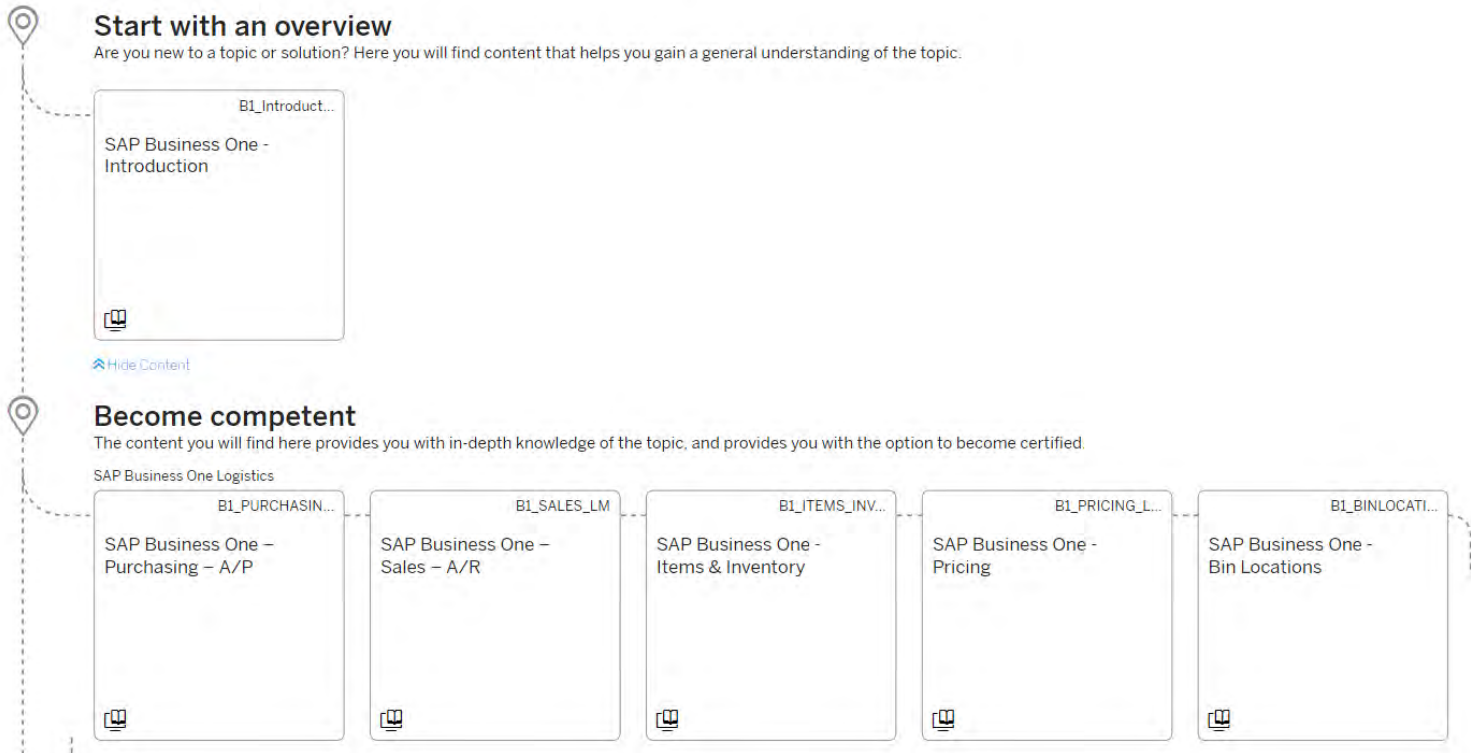
Learning Journeys for SAP Business One



2. On the Learning Journeys page, scroll down to find your SAP Business One, version and language.

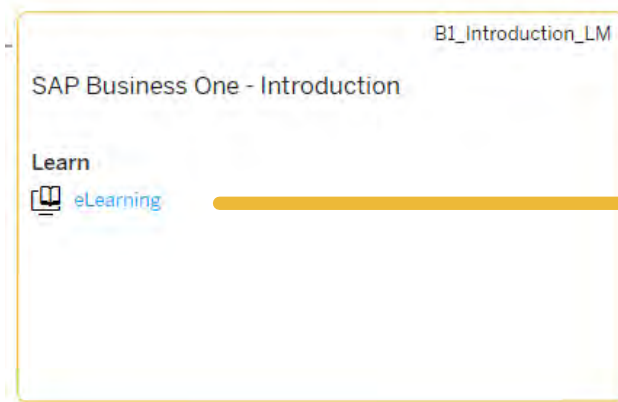
<p>SAP Business One - 10.0 Implementación (Spanish)</p> <p>Aprende a implantar, usar y configurar SAP BusinessOne. Make sure your user settings in SAP LearningHub are in Spanish. (Options - Change Language)</p> <p>Explore for: Business User</p>	<p>SAP Business One - 10.0 Implementation (English)</p> <p>Learn how to implement, configure and customize a SAP Business One system. Ensure you are logged in to the SAP Learning Hub to be able to access content in Learning Journeys.</p> <p>Explore for: Business User</p>	<p>SAP Business One - 10.0 Implementierung (German)</p> <p>Erfahren Sie, wie Sie SAP Business One implementieren, verwenden und anpassen. Stellen Sie sicher, dass Ihre Benutzer Einstellungen im LearningHub auf deutsche Sprache eingestellt sind.</p> <p>Explore for: Business User</p>
<p>SAP Business One 9.3 Implementación (Spanish)</p> <p>Aprende a implantar, usar y configurar SAP Business One. Make sure your user settings in SAP Learning Hub are in Spanish (Options-&gt;Change Language)</p> <p>Explore for: Business User</p>	<p>SAP Business One 9.3 Implementação (Portuguese)</p> <p>Aprenda a implementar, usar e personalizar o SAP Business One. Make sure your user settings in SAP LearningHub are in Portuguese.</p> <p>Explore for: Business User</p>	<p>SAP Business One 9.3 Implementierung (German)</p> <p>Erfahren Sie, wie Sie SAP Business One implementieren, verwenden und anpassen. Stellen Sie sicher, dass Ihre Benutzer Einstellungen im LearningHub auf deutsche Sprache eingestellt sind.</p> <p>Explore for: Business User</p>
<p>SAP Business One 9.3 Implémentation (French)</p> <p>Apprenez comment implémenter, configurer et personnaliser SAP Business One. Assurez-vous que vos paramètres utilisateur dans Learning Hub sont configurés en langue française.</p> <p>Explore for: Business User</p>	<p>SAP Business One 9.3 的项目实施(Chinese)</p> <p>学着如何使用、项目 实施以及如何自定义化SAP Business One. Make sure your user settings in SAP Learning Hub are in Chinese (Options-&gt;Change Language)</p> <p>Explore for: Business User</p>	<p>SAP Business One 9.3 구현 (Korean)</p> <p>SAP Business One 의 사용, 구현 및 커스터마이징 방법을 학습하십시오. Make sure your user settings in SAP Learning Hub are in Korean (Options-&gt;Change Language)</p> <p>Explore for: Business User</p>

Navigating from Learning Journey to Course Programs

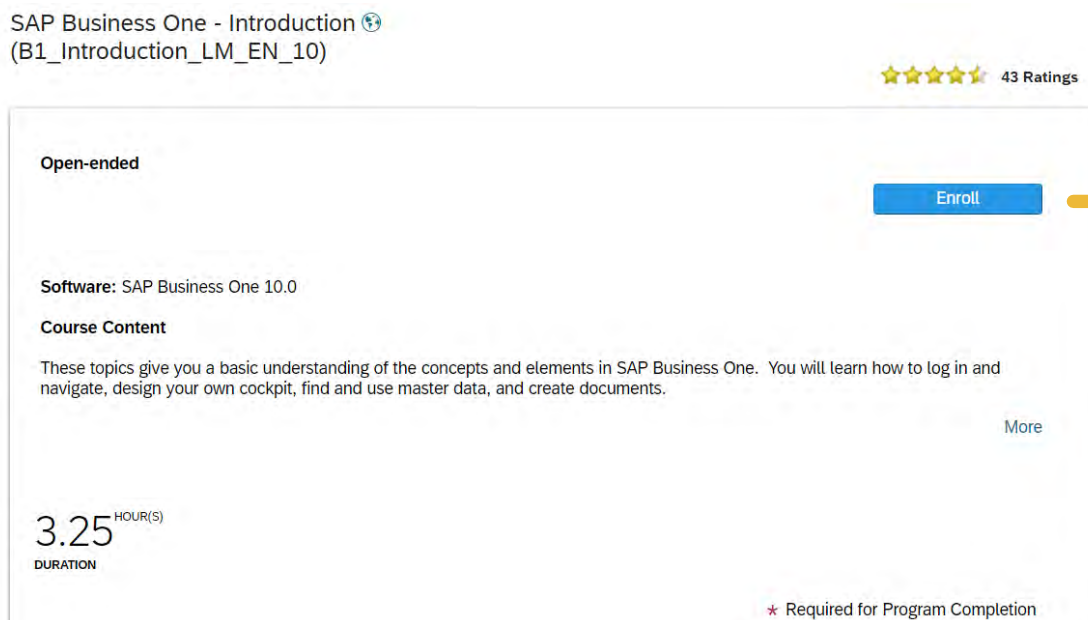


- Learning journeys show you the logical order of the courses.
- However, you are free to skip ahead or go back.
- Each box displays the approximate time to complete a course program.

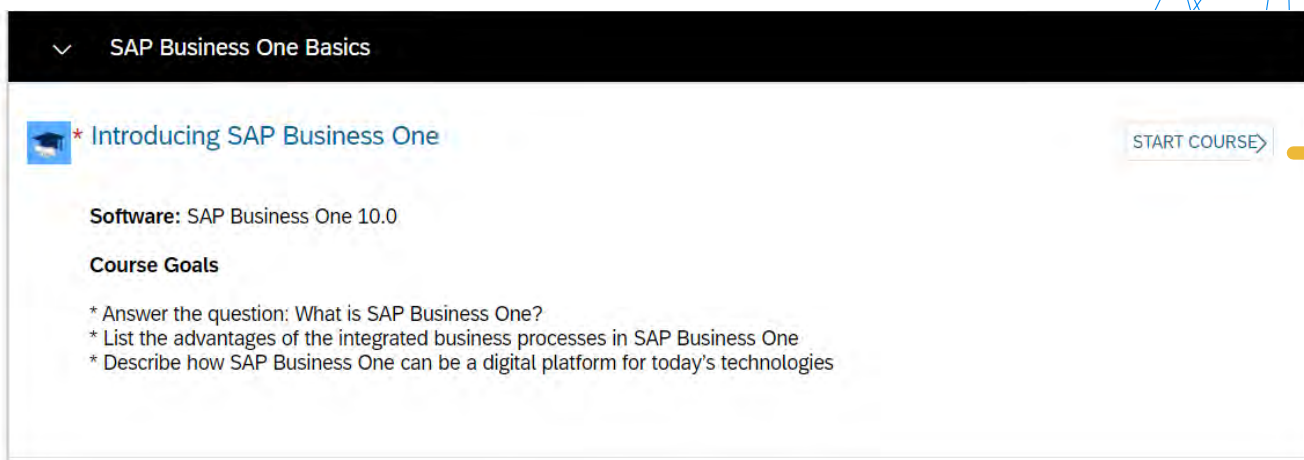
1. To access any of the course programs click on the blue E-learning button.



2. You will be routed to the program. To access the courses, click Enroll.



3. To choose a course session, click Start Course



Learning Hub Programs

Open-ended 33.33%

[Withdraw](#)

Software: SAP Business One 10.0

Course Content

These topics give you a basic understanding of the concepts and elements in SAP Business One. You will learn how to log in and navigate, design your own cockpit, find and use master data, and create documents.

[More](#)

3.25^{HOUR(S)}
DURATION

* Required for Program Completion

- > SAP Business One Basics
- > Case Studies

Each program has a description of what topics are included.

This is the length for the entire program if you do all course topics.

The Green bar shows progress towards completing the program.

Toggle button to enroll or withdraw from a program.

Most programs contain case studies that allow you to practice new skills. You can view the course topics for the subject area.

Course topics

✓ SAP Business One Basics

* Introducing SAP Business One Completed
[Review Content](#)

Software: SAP Business One 10.0

Course Goals

- * Answer the question: What is SAP Business One?
- * List the advantages of the integrated business processes in SAP Business One
- * Describe how SAP Business One can be a digital platform for today's technologies

* Getting Started START COURSE

Software: SAP Business One 10.0

Course Goals

- * Learn how to Log on to SAP Business One
- * Learn how to Navigate in the system
- * Personalize a cockpit and save as a template

When you complete a course topic, it appears as grayed out.
You have the option to review the content.

Choose Start Course or continue Course to get to the content.

Online Content Structure

Introducing SAP Business One

E-Learning B1_Introduction_LM_EN_10_01

The item status has been recorded and can be viewed in your completed work (history) page.

✓ 04/05/2021 PDF: Introducing SAP Business One

Course Wrap-up

Survey [Survey: Course Feedback](#)

Rate ☆ ☆ ☆ ☆ ☆

Print Certificate

This opens a window where you can choose to open the course presentations and simulations or demos.

Preparing for the Implementation and Support Certification

The icons to left of each course topic tell you whether a course is relevant for the Implementation and Support certification exam.



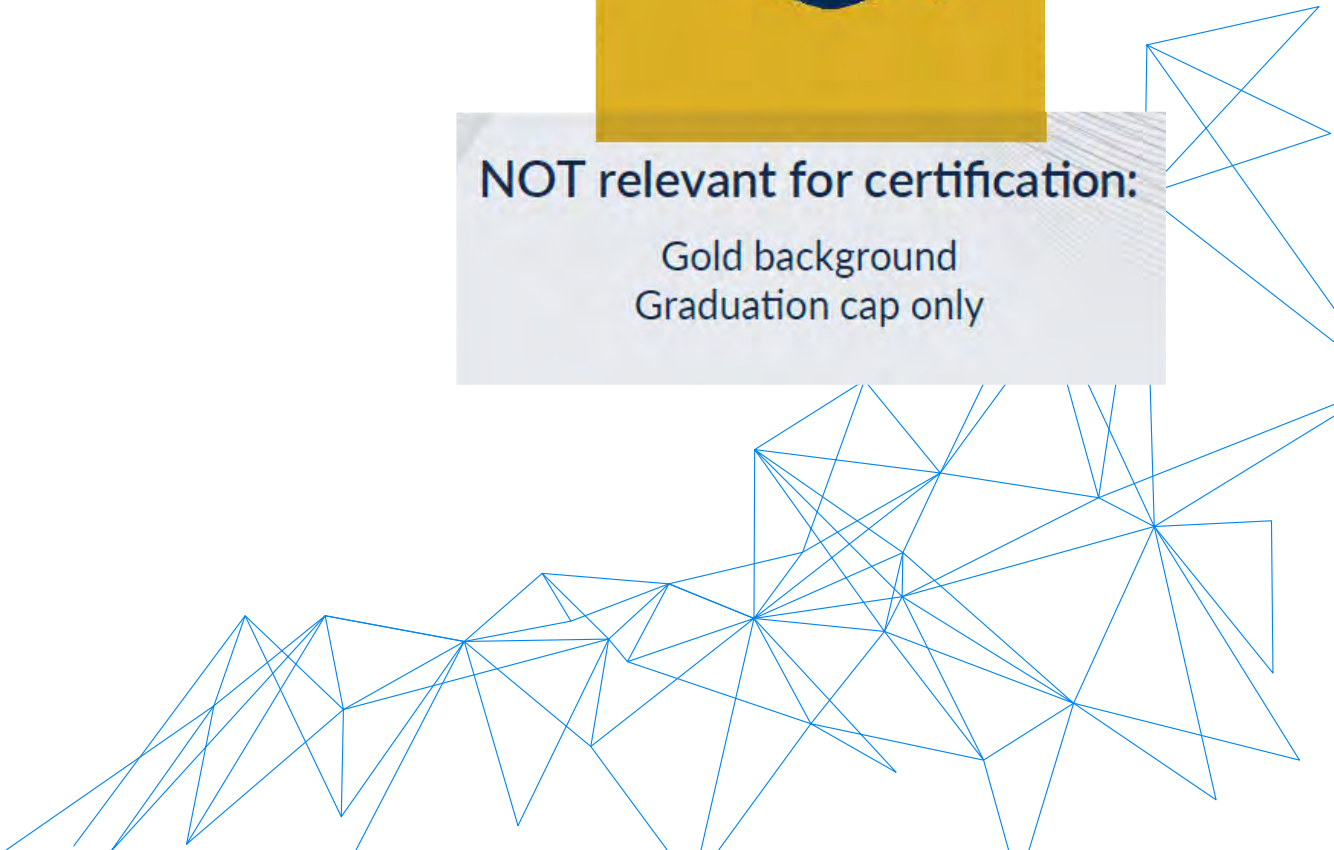
Relevant for certification:

Blue background
Graduation cap and scroll




NOT relevant for certification:

Gold background
Graduation cap only



Good luck in you SAP Business One certification journey!
Keep us updated on your progress so we can
further support you with valuable information and resources.
If you need support for the learning hub at any time, contact us:

info@consensusintl.com
+1 786 206 0034
consensusintl.com



Copyright ©2021 Consensus International, LLC.

All rights reserved. No part of this work may be reproduced, copied, adapted, or transmitted in any form or by any means without written permission from Consensus International, LLC.

Trademarks Product names mentioned in this document may be trademarks or registered trademarks of their respective companies and are hereby acknowledged. All product names that are known to be trademarks or service marks have been appropriately capitalized. Use of a name in this document is for identification purposes only, and should not be regarded as affecting the validity of any trademark or service mark, or as suggesting any affiliation between Exact Software Consensus International, LLC., and the trademark proprietor.

Disclaimer Statements in this document regarding Consensus International, LLC., the product and service capabilities of the company and the market for those products and services, future opportunities for the company, and any other statements about management's future expectations, beliefs, goals, plans or prospects constitute forward looking statements within the meaning of the Private Securities Litigation Reform Act of 1995. Any statements that are not statements of historical fact (including statements containing the words "believes", "plans", "anticipates", "expects", estimates, and similar expressions) should also be considered to be forward looking statements. There are a number of important factors that could cause actual results or events to differ materially from those indicated by such forward looking statements, including: the ability of Exact to successfully market, create and deliver the product and service offerings, the ability to retain partners and customers, and the other factors. Exact disclaims any intention or obligation to update any forward looking statements as a result of developments occurring after the date of this document.